

Parent/Carer User Guide

For accessing the SIMS Learning Gateway (SLG)

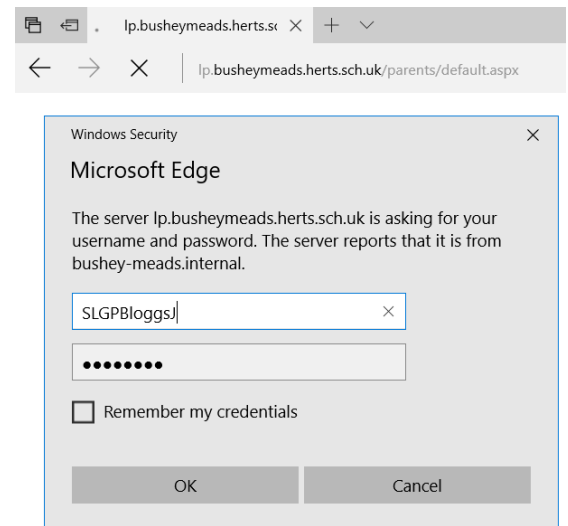
User Guide

1. Using a web browser such as Google Chrome or Microsoft Internet Explorer / Edge navigate to www.busheymeads.org.uk/parents
2. At this page click on the **'Login'** button
3. You will then be asked to enter your login details. Your username will start with (SLGPxxxxxx) eg Mr Joe Bloggs would be **SLGPBloggsJ**

Your login details will have been provided to you when your child joined Bushey Meads School.

*If you have not received a copy of your login details or have misplaced this information please visit the **'Contact Us'** section of the school website to request a reminder of your SLG login details.*

4. You have now successfully signed in. Now click on the **'My Children Dashboard'** where you will have access to your child's/children's attendance, student record, rewards and consequences, academic reports and homework.



My Children Links

JOE



 [Student Record](#)

 [View Reports](#)





 [Homework](#)



5. Reports are published each term to the SIMS Learning Gateway and are downloadable in a PDF format. Click on the **'View Reports'** link to access these.
6. You will need to click on your chosen academic year, this will then expand that particular category and reveal any currently available reports for your child.

View Reports

Display: By Category List

- ▶ Academic Year 2014/2015
- ▶ Academic Year 2015/2016
- ▼ Academic Year 2016/2017
 -  [Year 9 Summer Term Assessment](#)
 -  [Year 9 Spring Term Target Review](#)
 -  [Year 9 Spring Term Assessment](#)
 -  [Year 9 Autumn Term Assessment](#)

7. If you wish to change your password you can do so from the **'My Account Page'** You can also check that the current details we have on file including email and home address are correct.
8. Click in the **'Change My User Account Password'** section to change your current password. You will need to first enter your current password and then type a new password twice and then hit **'Change'** to confirm.


[SIMS Learning Gateway](#)

[My Account Page](#)

[My Children Dashboard](#)

[School Details Page](#)

[Staff Directory](#)

 [All Site Content](#)

Current Home Address

Email Address

User Name

User Name (pre-Windows 2000)

▼ **Change My User Account Password**

Your new password must comply with this site's Password Policy


Old Password

New Password

Confirm New Password

9. Finally to sign out of your account click on the arrow next to your username, this is located at the top right hand corner of the main screen.
10. Now click on **'Sign Out'** to securely logout of the SLG site.

SLGPBloggsJ ▾



My Settings
Update your user information, regional settings, and alerts.

[Sign in as Different User](#)
Login with a different account.

[Request Access](#)
Email the site administrator to request additional permissions.

[Sign Out](#)
Logout of this site.